

Fit Express Speed Oven



PERFORMANCE

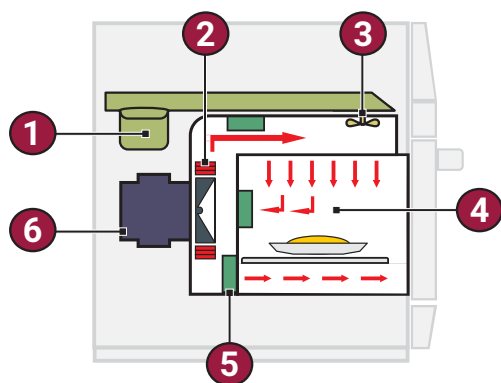
- The Fit Express speed oven is designed to cook fresh, chilled, or frozen food, with excellent results in terms of appearance, taste, and texture.
- The impinged air convection technology combined with microwave capabilities enables users to cook food up to ten times faster than when using traditional processes.

FEATURES

- Up to 1024 recipes, with 8 steps each, divided by 16 groups;
- USB port to upload/download recipes;
- Adjustable temperature from 86°F (30°C) to 536°F (280°C);
- User friendly Interface;
- Independent control of air speed, temperature, and microwave;
- Constructed from AISI430 (exterior) and AISI304 (interior);
- Daily cleaning guide including explanatory videos that demonstrate the process step by step.
- Certified ventless with easy removable catalytic converter;
- Warranty – 1 year parts and labor.

INCLUDED ACCESSORIES

- 01 - Aluminum Paddle;
- 01 - Solid PTFE Basket;
- 01- Oven Cleaner;
- 01- Oven Protector;
- 01- Cleaning Towel;
- 01- Nylon Scrub Pad.



1. Magnetron
2. Resistance (Infrared)
3. Stirrer
4. Impinged air
5. Catalytic converter
6. Blower motor

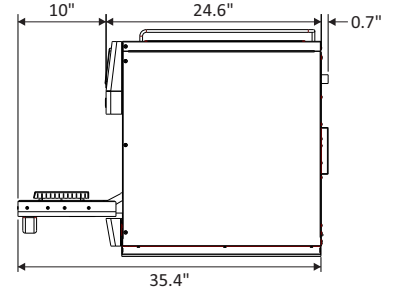
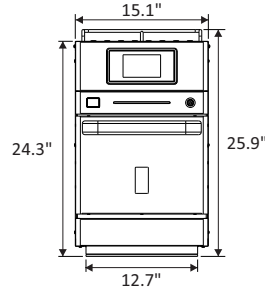
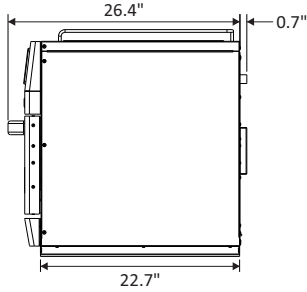


Black

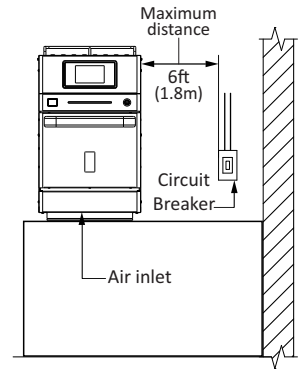
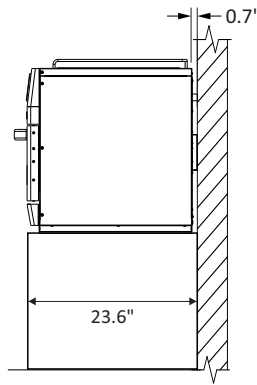
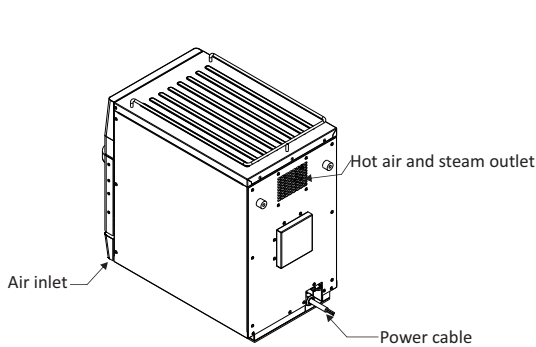
Orange

Stainless
 steel

PRODUCT DIMENSIONS



INSTALLATION



ELECTRICAL SPECIFICATIONS

Ensure that the electrical characteristics of the building network are in accordance with the technical specifications located on the data badge on the rear panel of the unit.

The outlet should be located no more than 6ft / 1.8m away from the unit.

This plug must be connected to a properly installed and grounded outlet.

In the event of an electrical short, properly grounding the unit reduces the risk of electrical shock by earthing the electrical current.

The electrical system of the building is the customer's responsibility.

Region	Voltage (V)	Phases	Freq. (Hz)	Power (kW)	Circuit Breaker (A)	Cable	Socket
USA	208	Single	60	6.2	30	3x10 AWG	NEMA 6-30
	240			7.0			
Canada	208	Single	60	6.2	30	3x10 AWG	NEMA 6-30
	240			7.0			

GENERAL INSTRUCTIONS

The oven must be installed on a base or counter that supports the weight of the unit (approximately 147.7 lbs. / 67 kg). For proper ventilation, a minimum space of 0.7" between the back of the oven and the wall is required.

Do not block the air inlets and exhaust outlets located on the front and back of the oven.

It is not recommended for the unit to be positioned near stoves, deep fryers, hot plates, and other equipment that releases fat, fumes, and heat.

The oven must be installed in a leveled and ventilated location.

DIMENSIONS

Fit Express	Product dimensions				Boxed product dimensions			
	Height	Width	Depth	Weight	Height	Width	Depth	Weight
	24.3"	15.1"	27.2"	147.7lbs 67kg	32.2"	21.6"	35.4"	189.5lb 86kg
Chamber dimensions	Capacity		Height	Width	Depth			
	0.45 cu.ft 13L		5.2"	12.4"	12.1"			
Wall clearance	Left side		Back	Right side				
	0"		0"	0"				