

# ALFA410XAU

<b>Family</b>	Ovens
<b>Subfamily</b>	Convection oven 4 trays EN 600x400 mm or GN1/1
<b>Oven type</b>	One function
<b>Oven control</b>	Mechanical
<b>Trays capacity</b>	4 trays 600x400 mm - GN1/1
<b>Power supply</b>	220-240 V~ / 50 Hz / 15 A / 3,1 kW
<b>Maximum depth with open door</b>	1145 mm
<b>Adjustable feet</b>	Yes
<b>Net weight</b>	56.000 kg
<b>Product dimensions WxDxH</b>	798x747x563 mm
<b>EAN code</b>	8017709343583



## Distribution

<b>Solutions</b>	Bars/Cafes; Hotels; Restaurants/Catering; Bakery/Pastry making; Butcher's shops; QSR	<b>Suggested for</b>	Bars/Cafes
------------------	-----------------------------------------------------------------------------------------------	----------------------	------------

## Aesthetics

<b>Colour</b>	Stainless steel	<b>Front panel</b>	Yes
<b>Door with stainless steel stripes</b>	Yes	<b>Logo</b>	Smeg printed

## Controls

<b>Timer setting range</b>	1-60 minutes + endless
----------------------------	------------------------

## Programs / Functions

### Backing functions



## Options

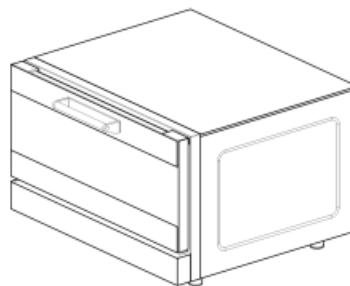
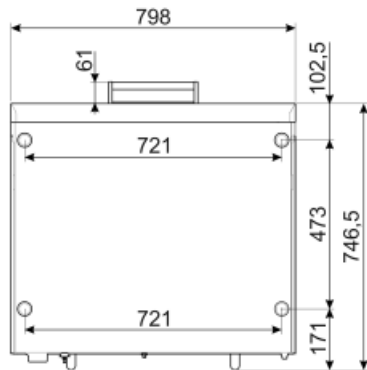
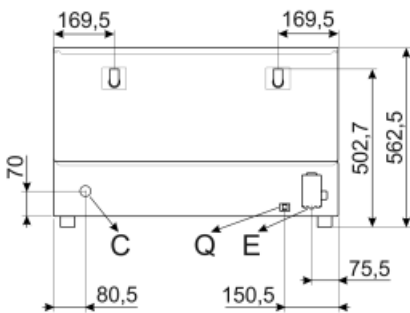
<b>Solutions</b>	K4610X
------------------	--------

## Electrical Connection

Plug (I) Australia


## Construction

<b>Oven materials</b>	Ever Clean enamel	<b>Engine speed</b>	Single speed
<b>Cavity dimensions (lxdxh)</b>	672x437x340mm	<b>Max standard speed motor rpm</b>	2
<b>Gross volume</b>	670x560x420mm	<b>Exhaust position</b>	Back
<b>Net volume</b>	670x560x420mm	<b>Timer type</b>	Electromechanical timer
<b>Internal net volume</b>	670x560x420mm	<b>Temperature range</b>	50-270°C
<b>Cavity material</b>	Stainless steel	<b>End cooking signal</b>	Yes
<b>Shelves number</b>	4	<b>Orange light indicator t° achievement</b>	Yes
<b>Tray frame support</b>	Chrome	<b>Green light indicator t° achievement</b>	Yes
<b>Shelves distance</b>	77 mm	<b>Manual reset safety thermostat</b>	Yes
<b>Door construction</b>	Double glass	<b>Removable deflector</b>	Yes
<b>Door opening</b>	Tilting	<b>Lighting</b>	2 Halogen lamps
<b>Handle type</b>	Smeg	<b>Light power</b>	40 W
<b>Openable glass</b>	Removable	<b>Power cable length</b>	170 cm
<b>Fan type and number</b>	1 contrarotating fan with time direction reversal	<b>Back panel</b>	Galvanized
<b>Engine speed</b>	Ever Clean enamel	<b>IPX protection</b>	Scheduled start H/12



Q	MORSETTO EQUIPOTENZIALE EARTH TERMINAL
E	CAVO ALIMENTAZIONE ELETTRICA ELECTRICITY SUPPLY CABLE
C	TUBO DI CARICO (solo su alcuni modelli) FILLER HOSE (on some models only)


## Not included accessories




**3805**  
Flat chrome-plated wire grid



**3927**  
Air flow reducer kit




**TF11XH2**  
Perforated aluminium GN1/1 tray for Galileo professional



**3743**  
Flat aluminium tray



**RGN11-420-2**  
Support kit for grids or flat trays GN1/1 suitable for ALFA420/425/410 models



**TMF11TH2**  
GN 1/1 non-sticking microperforated tray



**T11XH20**  
2cm height aluminium GN1/1 tray for Galileo professional



**SVRPP420-625**  
Connector kit for two stacked ALFA420+420 or ALFA420+625 models and hood



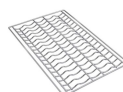
**T11XH65**  
6,5cm height aluminium GN1/1 tray for Galileo professional



**T11TH20**  
2cm height GN1/1 non-stick tray for Galileo professional



**3751**  
Flat perforated aluminium tray



**3810**  
Corrugated grid for baguettes



**T11TH40**  
4cm height GN1/1 non-stick tray for Galileo professional

## Symbols glossary (TT)

---



...