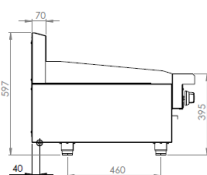
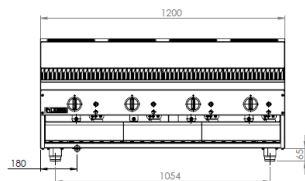
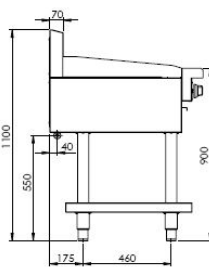
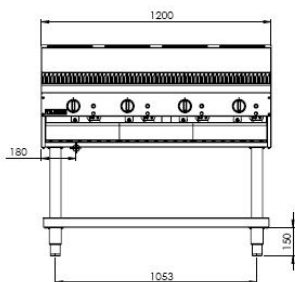


Technical Specifications for CS-12C



PROFESSIONAL

- S/S burners with cast iron radiant hood
- Optional ceramic rock configuration
- 33MJ/h output per 300mm module
- Heavy-duty cast-iron J-grate (147mmx540mm) that can be rotated for inclined and level surface cooking
- Available freestanding or as a benchtop model
- 24 month 'Platinum Warranty'
- Easy to clean and service
- Suitable for gas types Natural, LPG and ULPG (specify when ordering)



Chargrill/Barbecue

- 33 MJ/h S/S tube burners with pilot, FFD and piezo ignition
- Variable flame control valve with low flame setting
- Cast-iron heat distributing hood as standard
- Optional ceramic rocks for a smoky flavour
- Heavy duty cast iron J-grate (147mmx540mm) that can be rotated for inclined and level surface cooking
- CS-12C: 1195mm x 505mm; 0.60m² cooking area
- 2mm 304 stainless steel splash guards

Overall Construction

- Heavy duty construction
- Welded 1.2mm 304 stainless steel front hob
- Front and side panels 0.9mm 304 stainless steel
- Splashback 1.2 mm 304 stainless steel
- Stainless steel legs with 20mm height adjustment range

Dimensions

- 1200mm x 800mm x 1100mm H
- 1200mm x 800mm x 597mm H (benchtop)
- Working height 900mm
- Weight 180kg
- Packed dimensions 1240mm x 860mm x 1260mm H
- Packed weight 210kg

Connections

- Gas 3/4" BSP male
- 180mm from left, 40mm from rear, 550mm from floor
- Benchtop model gas connection: 50mm from bottom
- Supplied with gas regulator (specify Nat or LP on order)
- Also available in Universal LPG (ULPG)

Cleaning & Servicing

- Easy access to all parts & components from front

Options/Accessories

- Rear castors
- Joining caps
- Scallop low-contact grates
- J-shaped reversible grates
- RH and LH side shields
- Ceramic rocks (specify when ordering)
- Benchtop mount (specify when ordering)

	Model	Description	Nat Gas	LP Gas
	CS-12C	1200 char	132 mj	132 mj